

46th Annual Tiadaghton Elm Canoe & Kayak Classic

<http://eteamz.active.com/telm>

June 19th 2010

Recreational Classes & Competition Classes

*Pro race starts allow paddlers to race both C2 and C1 classes (5 miles)



C2 Pro Purse

1 \$250 5 \$90 9 \$55
 2 \$200 6 \$80 10 \$50
 3 \$150 7 \$70
 4 \$100 8 \$65

C1 Pro Purse

1 \$200 5 \$90 9 \$50
 2 \$150 6 \$80 10 \$40
 3 \$110 7 \$70 11 \$30
 4 \$100 8 \$60 12 \$20

Preregister by Wednesday, June 16th or **Race-Day Registration** at the start of race. Races start/finish at Wayne Township boat access in McElhattan. Take McElhattan/Woolrich exit off Route 220, look for canoe race signs. Awards will be presented at the finish. A drawing for prizes of donated items to be held. **Races start at 11:00 a.m. (Registration from 9:30 a.m. to 10:30 a.m.)**

<p>Junior/Youth Classes (2 miles), Start Time 11:00 a.m. (Junior ages, 5-11) (Youth ages 12-17)</p> <p><input type="checkbox"/> K1 Recreation* (Circle One) (Junior) (Youth)</p> <p><input type="checkbox"/> K1 Sea Kayak/Touring (Circle One) (Junior) (Youth)</p> <p><input type="checkbox"/> K1 Down River (Circle One) (Junior) (Youth)</p> <p><input type="checkbox"/> K1 Kayak Racing (Circle One) (Junior) (Youth)</p> <p><input type="checkbox"/> C1 Recreation Canoe (Circle One) (Junior) (Youth)</p> <p><input type="checkbox"/> C1 Cruiser Canoe (Circle One) (Junior) (Youth)</p> <p><input type="checkbox"/> C1 Standard (Stock) Canoe (Circle One) (Junior) (Youth)</p> <p><input type="checkbox"/> C2 Recreation Canoe (Circle One) (Junior) (Youth)</p> <p><input type="checkbox"/> C2 Standard Canoe (Circle One) (Junior) (Youth)</p> <p><input type="checkbox"/> C2 Cruiser 4x32 or Pro 3x27 (Circle One) (Junior) (Youth)</p> <p>Adult Classes (5 miles), Start Time 11:10 a.m.</p> <p><input type="checkbox"/> K1 Recreation* (Circle One) (Mens) (Womens)</p> <p><input type="checkbox"/> K1 Sea Kayak/Touring (Circle One) (Mens) (Womens)</p> <p><input type="checkbox"/> K1 Down River (Circle One) (Mens) (Womens)</p> <p><input type="checkbox"/> K1 Racing (Circle One) (Mens) (Womens)</p> <p><input type="checkbox"/> K2 Kayak (Circle One) (Mens) (Womens) (Mixed)</p> <p><input type="checkbox"/> C2 Recreation Canoe (Circle One) (Aluminum, Wood, Plastic, Fiberglass or Kevlar) (Womens) (Mixed) (Mens, under 40) (Mens, over 40)</p> <p><input type="checkbox"/> C2 Standard (Stock) Canoe (Circle One) (Wood, Fiberglass, Carbon Fiber or Kevlar) (Womens) (Mixed) (Mens, under 40) (Mens, over 40)</p> <p><input type="checkbox"/> C2 Cruiser 4x32 or Pro 3x27 (Circle One) (Womens) (Mens) (Master) (Senior) (Veteran) (Mixed)</p> <p><input type="checkbox"/> C1 Recreation Canoe (Circle One) (Womens) (Mens) (Master) (Senior) (Veteran)</p> <p><input type="checkbox"/> C1 Cruiser Canoe (Circle One) (Womens) (Mens) (Master) (Senior) (Veteran)</p> <p><input type="checkbox"/> C1 Standard (Stock) Canoe (Circle One) (Womens) (Mens) (Master) (Senior) (Veteran)</p>	<p>C2 Pro Class (5 miles), Start Time 11:15 a.m.</p> <p><input type="checkbox"/> C2 Pro Krapf Challenge (Mens) (Womens) (Mixed)</p> <div style="text-align: center;">  www.krapfbus.com </div> <p>C1 and K1 Pro Classes (5 miles), Start Time ~12:15 p.m.</p> <p><input type="checkbox"/> C1 Pro RWR Challenge</p> <div style="text-align: center;">  REED, WERTZ & ROADMAN, INC. INSURANCE AND FINANCIAL PLANNING www.rwrinsurance.com </div> <p><input type="checkbox"/> K1 Pro Keiper Challenge (Unlimited)</p> <p>Adult/Junior/Youth Classes (2 miles), Start Time ~1:15 p.m. <i>Note: No additional fee for adult if raced in a prior class.</i></p> <p><input type="checkbox"/> C2 Recreation Canoe* (Adult/Jr, 5-11) (Adult/Youth, 12-17)</p> <p><input type="checkbox"/> C2 Standard Canoe (Adult/Jr, 5-11) (Adult/Youth, 12-17)</p> <p><input type="checkbox"/> C2 Cruiser 4x32 or Pro 3x27 (Adult/Jr, 5-11) (Adult/Youth, 12-17)</p> <p><input type="checkbox"/> K2 Kayak (Adult/Jr, 5-11) (Adult/Youth, 12-17)</p> <p><i>*Note: K1 recreation kayaks not to exceed 16 feet in length.</i></p>
---	---

Registration Fees (each paddler): Tee shirt to first 75 entrants. Please indicate tee shirt size (S, M, L, XL, XXL).

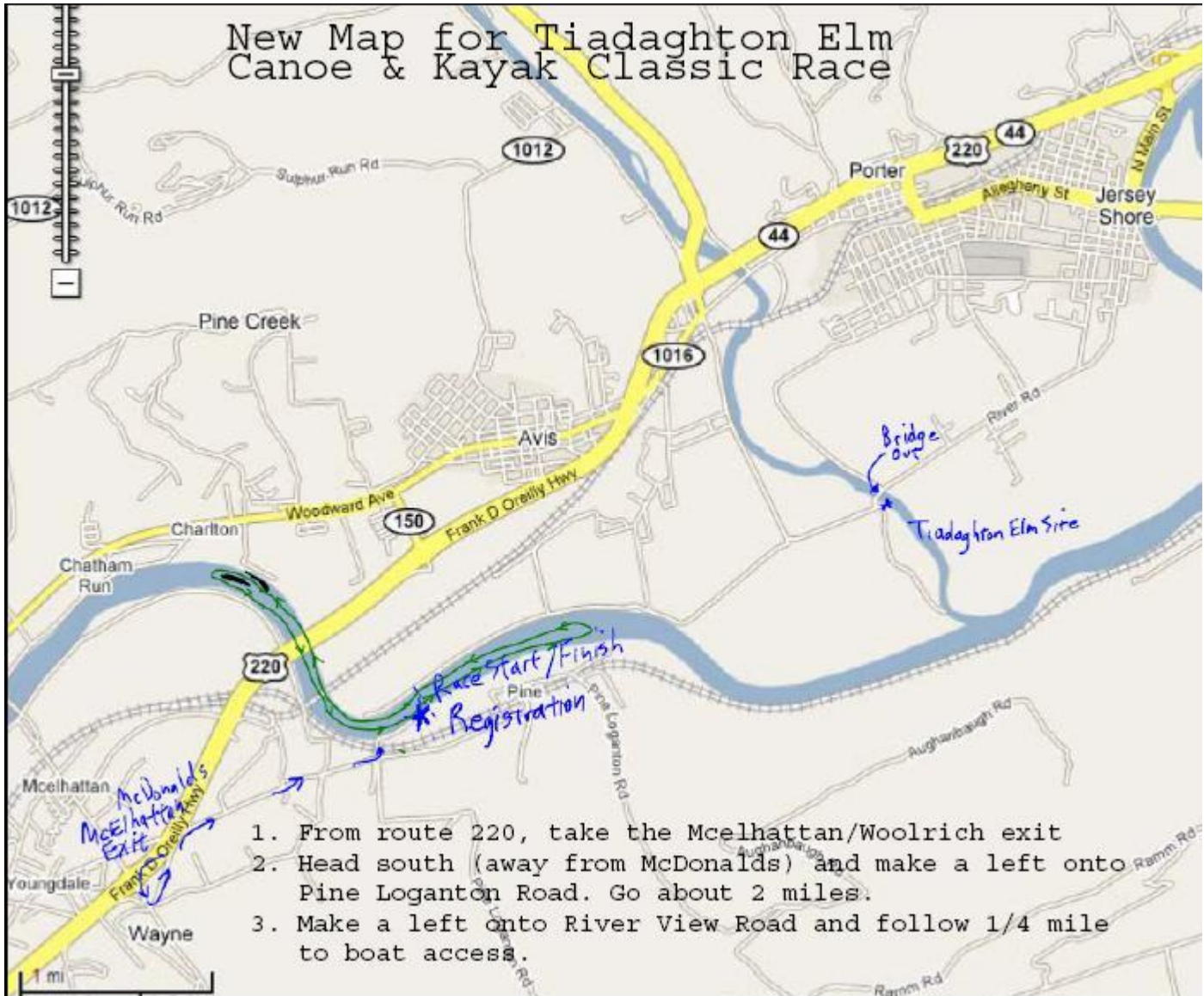
Preregistration Fees (by June 13th)		Adult - \$15	Junior/Youth - \$5	Pro - \$25
Day of Race Fees		Adult - \$20	Junior/Youth - \$5	Pro - \$30
Paddler #1, Class _____	Age _____	Sex: M F	Paddler #2, Class _____	Age _____
Name: _____		Shirt Size: M L XL XXL		
Address: _____		Address: _____		
City/State/Zip: _____		City/State/Zip: _____		
Phone: _____		email: _____		

Make checks payable to Tiadaghton Elm Classic and mail to Amy Rankinen, 130 Middle Rd, Jersey Shore, PA 17740. For more information contact Amy Rankinen at (570)745-7367, email: jrankin@pct.edu

Directions to Start/Finish

1. From Route 220, take the Mcelhattan/Woolrich exit
2. Head south (away from McDonalds) and make a left onto Pine Loganton Road. Go about 2 miles.
3. Make a left onto River View Road and follow 1/4 mile to boat access. Watch for signs.

Race day cell phone number for Amy: (570) 660-5085



New Race Map